



LED Edge-lit Panel Light 40W

Barcode: 8433325288884



Specification

Dimensions	L1195*W295mm
Technology	LED

Technical parameters

Voltage	220-240V
Luminous flux	4600lm
EEL	E
Current	180mA
CRI	Ra≥80
Beam angle	120°
Hg%	< 0.1%
Power	40W
Incandescent Lamp Power	209W
Frequency	50/60Hz
Color temperature	4000K
Power consumption per 1,000 hours	40kwh/1000h
DF	> 0.9

Application environment

Environment	Indoor
Working Temperature	-20°C ~ 40°C

Life span

Life span	25000h
Switching frequency	> 10000times

Material

Main Materials	Aluminum&PMMA
----------------	---------------

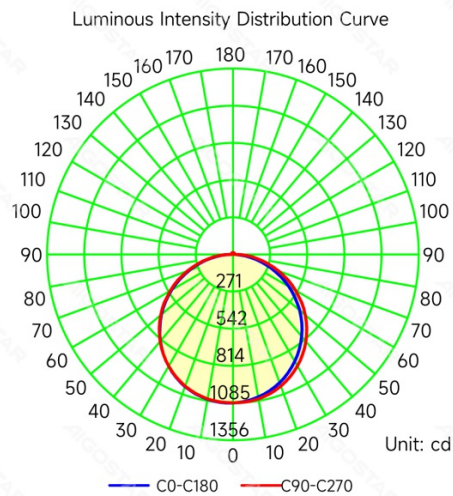
Certification

Certification	 
---------------	---

Package

Package	pc/color box
Outer Package	pcs/ctn
Unit package qty	One
Outer package qty	Five

Light distribution curves



Dimensional diagram

Size(mm):1195×295×8



Instruction
manual

Download

EEl

Download