



INSTRUCTION MANUAL

GLASS ELECTRIC KETTLE



MODEL 300104KHH

PLEASE READ THIS INSTRUCTION MANUAL CAREFULLY BEFORE OPERATING YOUR PRODUCT AND RETAIN IT FOR FUTURE USE.

IMPORTANT SAFEGUARDS

1. This appliance can be used by children aged 8 years and above if they have been given supervision or instruction concerning safe use and understand the hazards involved. Cleaning and maintenance must not be carried out by children unless they are older than 8 and supervised. Keep the appliance and its cord out of reach of children under 8 years old.
2. Children should be supervised that they do not play with the appliance.
3. If the power cord is damaged, it must be replaced by the manufacturer, its service agent or similar qualified persons to avoid hazards.
4. Use this appliance only with the base provided by the manufacturer.
5. Do not immerse the appliance in water.
6. To reduce the risk of fire, electric shock, or injury to person or property, always plug your appliance into a power outlet where the voltage, frequency, and power rating correspond to the product nameplate.
7. Appliances can be used by persons with reduced physical, sensory, or mental capabilities or lack of experience and knowledge if they have been given supervision or instruction concerning safe

- use and understand the hazards involved.
8. To reduce the risk of electric shock, do not immerse or expose the appliance or its power cord in rain, moisture or any liquids.
 9. Turn off and unplug the appliance before filling or pouring water, assembly and disassembly attachments and before cleaning.
 10. Always boiling water in a flat surface.
 11. Do not overfill the kettle exceed the max line, otherwise the boiling water may spurt out.
 12. Cation: Never use the kettle on a tilting surface. Do not use the kettle to boil water if the water level does not exceed the min line. Do not move the kettle when boiling water.
 13. Warning: The kettle should be used at a safe current (safety switch) to reduce the risk of scalded by hot water that may be ejected or other injuries such as a heating element rupture.
 14. Only boil water when the lid is closed
 15. Do not leave the appliance unattended when it is working.
 16. Important: Do not let the power cord hang over the edge of the table or a counter or touch hot surfaces.
 17. Do not use or place any part of the product on or near a hot surface (such as a gas or

electric burner or hot plate or in a heating stove).

18. Do not touch hot surface of the kettle.

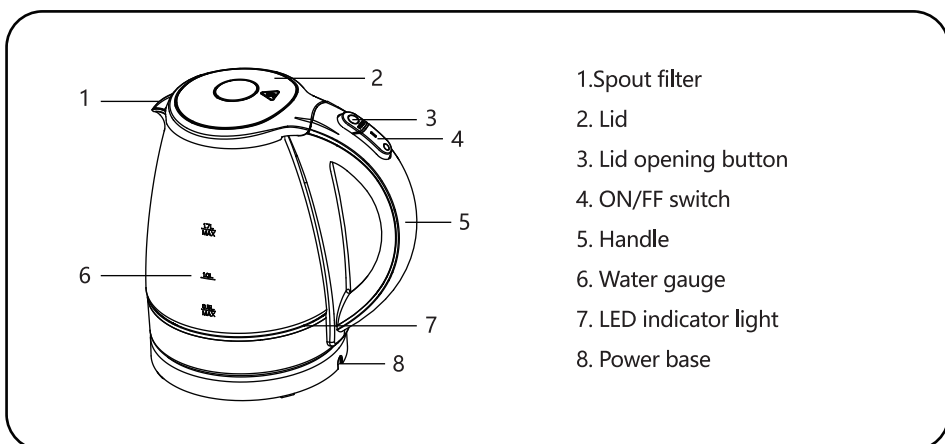
19. The use of accessory attachments not recommended by the manufacturer may result in property loss or personal injury.

20. This product is for household use only.

TECHNICAL SPECIFICATION

Model No.	SR1702 (300104KHH)
Power Supply	220-240V ~ 50/60Hz
Power Consumption	1850-2200W
Dimension	L225*W157*H221mm
Capacity	1.7L

PRODUCT OVERVIEW



OPERATION INSTRUCTION

1. Before the first use, remove all packaging materials from the kettle and the power base.
2. Make sure the power switch is in "OFF" position, spread out the power cord, fill the kettle with the desired amount of water. Do not fill above the "max" line.
 (When first use or not use the kettle for a long time, it's recommend to rinse the kettle by running water, fill the kettle to the "max" line and bring to the boil. When the unit completes the boiling cycle, throw the water away, then clean the kettle and refill the cold water)

Caution: Do not overfill the kettle exceed the max line, otherwise the boiling water may spurt out.

3. Make sure the power switch is in "OFF" position, then plug the appliance into the power outlet where the voltage and frequency correspond to the product nameplate.
4. Turn the power switch to "ON" position to start boiling, the indicator light goes on.

5. When the water boils, the appliance switches off automatically. Press the switch to "ON" position to reboil water if needed.
6. The kettle can be shut down at any time by pressing the switch on the handle to the "OFF" position.

CARE YOUR PRODUCT



- When clean your product, avoid using solvents, polishes, abrasives or aerosol cleaners as they may damage the surface of the product. Mild scale remover can be used. However, you must rinse thoroughly and wipe the kettle with a slightly moist soft cloth before using it again. Make sure the kettle is thoroughly dry before being connected to the mains.

Cautions:

- Do not immerse the kettle in water or any other liquids.
- Water scale is a common problem in hard water areas and regular descaling of the kettle is recommended. To remove the scale, add 1L of water to the kettle, then add 50ml vinegar, boil the mixture and let it sit overnight. The next day, reboil the mixture and pour it out, fill the kettle with water, and bring to the boil, then discard it again. Common commercial scale remover for kettles may also be used, please follow the instructions for descaling.

DISPOSAL

Disassemble and recycle the kettle in accordance with local regulations.

Correct disposal of this product	
 	<p>This mark indicates that this product should not be disposed of in the same way as typical household waste in Europe. To prevent possible harm to the environment and human health, we suggest that you dispose of any unwanted kettles by delivering them to an appropriate waste disposal center. Disposal should be carried out in an environmentally-friendly manner and the product should be made available to any applicable recyclable material collection service.</p>

WARRANTY: 2 YEARS



AIGOSTAR INTERNATIONAL LIMITED
UNIT 4 TEES VALLEY COURT GLENARM ROAD
WYNYARD TS22 5FE GB
GB311003583

[HTTP://WWW.AIGOSTAR.COM](http://www.aigostar.com)
MADE IN CHINA